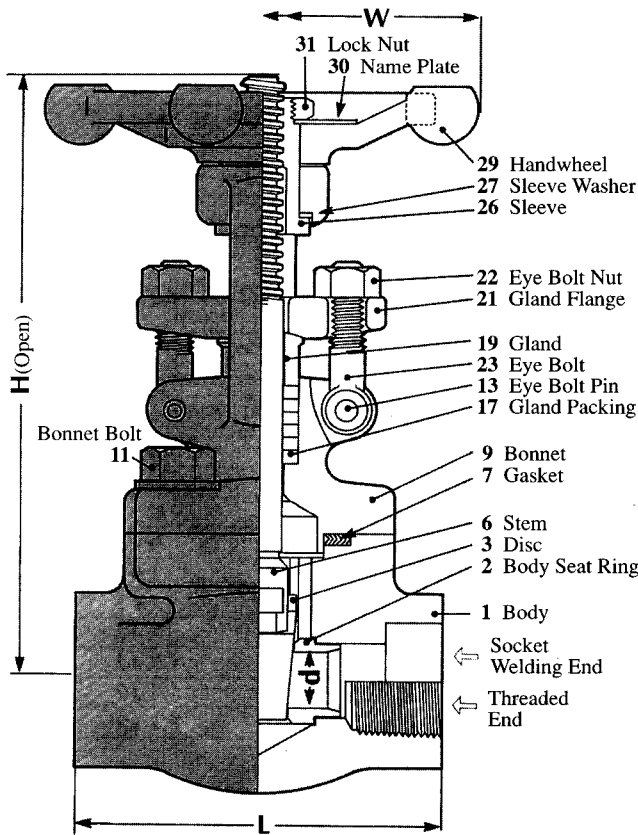


Forged Steel **GATE VALVE Class 800**

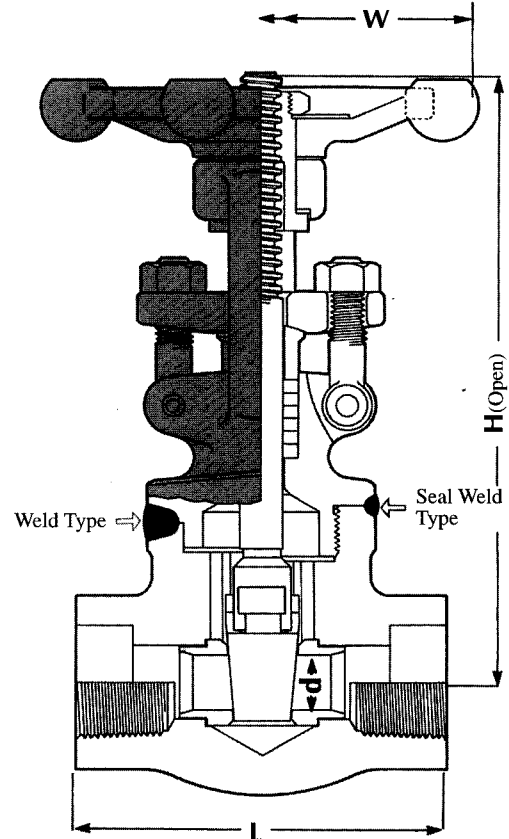
Bolted, Welded or Seal Welded Bonnet

Outside Screw and Yoke



Bolted Bonnet
SHORITSU Type No.

0 41Reduced Port
F 41Full Port



Welded or Seal Welded Bonnet
SHORITSU Type No.
Weld Type Seal Weld Type

W41Reduced Port..... **0 11**
M41Full Port **N 41**

DIMENSIONS (mm)

Valve Size, inch		1/4	3/8	1/2	3/4	1	1-1/4	1-1/2	2
Reduced Port	d Port Dia.	7	10	10	13.6	18	24	29	36.5
	L End to End	79	79	79	92	111	120	120	140
	H Center to Top (Open)	155	157	157	162	196	238	246	283
	W Handwheel Dia.	100	100	100	100	125	160	160	180
	Weight, kg	2.1	2.1	2.1	2.3	4.3	6.9	6.9	10.8
Full Port	d Port Dia.	7	10	13.6	18	24	29	36.5	49.5
	L End to End	79	79	92	111	120	120	140	178
	H Center to Top (Open)	155	157	162	196	238	246	283	328
	W Handwheel Dia.	100	100	100	125	160	160	180	200
	Weight, kg	2.1	2.1	2.3	4.3	6.9	6.9	10.8	15.0

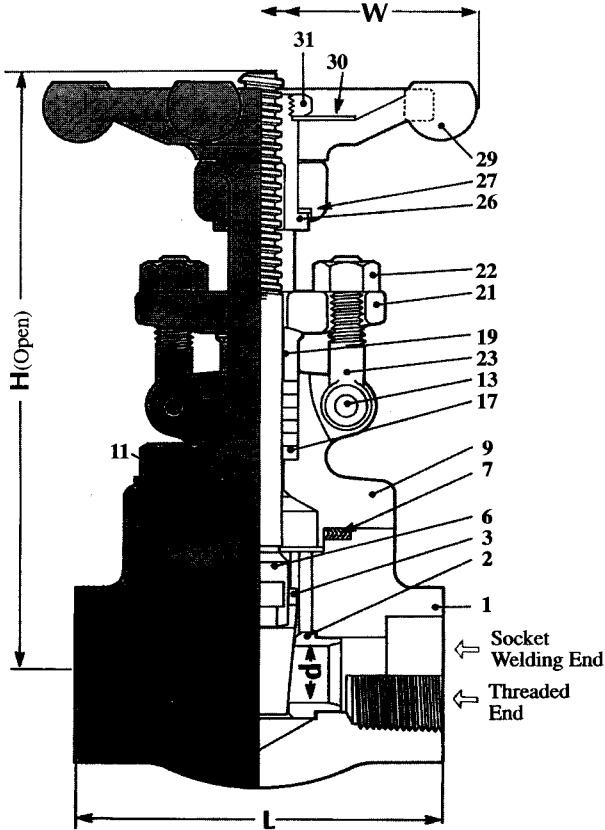
For further detailed information:

See Page 6 for Dimensions of End Connections, Page 7 for Gland Packing and Gasket, Page 8 for Materials.

Forge Steel Gate Valve Class 800

BODY MARKING

Class 800 FORGED STEEL



DIMENSIONS (mm)

size	(1/4B)	(3/8B)	1/2B	3/4B	1B	(1-1/4B)	1-1/2B	2B
d	7	10	10	13.6	19	24	29	36.5
L	79	79	79	92	111	120	120	140
d1	NPT1/4	NPT3/8	NPT1/2	NPT3/4	NPT1	NPTH/4	NPTH/2	NPT2
S	10.2	10.4	13.6	13.9	17.3	18.0	18.4	19.2
W	100	100	100	100	125	160	160	180
H	155	157	157	162	196	238	246	283

DRAWING No.	4 12 ACI - 1B
FIG. No.	412A
USER JOB No.	
USER REO No.	

31	LOCK NUT	A108 1020	S20C	1	
30	NAME PLATE	ALUMINUM P.		1	
29	HANDWHEEL	A47	FCMB28	1	
27	SLEEVE WASHER	A276 430	SUS430	2	
26	SLEEVE	A276 403	SUS403	1	NITRID- ING
23	EYE BOLT	A276 410	SUS410	2	Zn PLATED
22	EYE BOLT NUT	A194 2H		2	Zn PLATED
21	GLAND FLANGE	A105	S28C	1	
19	GLAND	A276 403	SUS403	1	NITRID- ING
17	GLAND PACKING	GRAPHITED ASBESTOS RINGS		1 Set	
13	EYE BOLT PIN	A276 304	SUS304	2	
11	BONNET BOLT	A193 B7		4	
9	BONNET	A105	SFVC2A	1	
7	GASKET	ASBESTOS SPIRAL WOUND		1	
6	STEM	A276 410	SUS410	1	
3	DISC	A276 420	J2 SUS420	1	
2	BODY SEATRING	A276 410	SUS410	2	STELLITE WELD
1	BODY	A105	SFVC2A	1	
NO:	NAME OF PARTS	ASTM MATERIAL	JIS	PIE -CE	REMA -RK

TITLE
API 602
FORGED STEEL OS & Y
GATE VALVE
THREADED END

	WATER	WATER
BODY T.P.	210 Kgt/CM ² G (MP _g)	SEAT T.P. 153 Kgt/CM ² G (MP _g)

REMARK
SEAT T.P. AIR 6 Kgt/cm²G

			1990,5
RECOG.	CHECK	DRAWING	DATE



SHORITSU SEISAKUSHO CO., LTD.