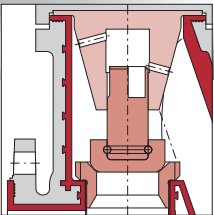


# Richter Check Valves



Lining PFA, PTFE, PFA-P  
highly permeation resistant,  
PFA-L antistatic

Liquids, vapours and gases

Vertical, inclined or  
horizontal installation

# Richter check valves

They prevent from back-flow of liquids, gases and vapours in pipelines.

## They are installed

- e.g. in the discharge line, directly downstream of the pump, to prevent the siphoning of the pump or pump rotation in the opposite direction as a result of back-flowing liquids
- when vessels have to be vented/aerated within approximate setting ranges.

## Richter check valves are designed

- for media where stainless steel does not offer lasting corrosion resistance
- as an alternative to valves made of exotic expensive metals (Hastelloy, Monel, tantalum etc.)
- for pure and slightly solids-laden media
- for metal-reactive media, e.g. H<sub>2</sub>O<sub>2</sub>
- for pure media where good cleaning possibilities and anti-adhesive surfaces are important.

## Operating range:

Depending on design and material

- from -60 to +180 °C (-75 to 360 °F)
- from vacuum up to 16 bar (235 psi)

## Installation and connecting dimensions

- **ISO/DIN:** face-to-face lengths DIN EN 588-1, basic series 1 (ISO 5752, basic series 1).
- Flange connecting dimensions: DIN EN 1092-2, shape B (ISO 7005-2, type B), on request drilled to ANSI 150
- **ASME (ANSI):** face-to-face lengths Peabody-Dore (BC/BCV series) and ASME (ANSI) B16.10/1/7 Cl. 150 (GR series). Flanges to ASME (ANSI) B16.5/Cl. 150. **ASME (ANSI) Cl. 300** for GR series on request.

## Series selection

The operating conditions are so varied that the Richter range contains a large number of check valves:

Series selection	CV	CVV	BC	BCV	SR	SR-B	SRV	SRV-B	SRZ-V	GR	RV
ISO face-to-face	•	•			•	•	•	•	•	•	•
Peabody-Dore/ASME (ANSI) face-to-face			•	•						•	
Gas-tight in seat						•	•	•	•	•	•
Seat or seat seal replaceable						•	•	•	•	•	•
Horizontal installation	•	•	•	•	•	•	•	•	•	•	
Vertical installation	•	•	•	•	•	•	•	•	•		•
Inclined installation*	•	•	•	•	•	•	•	•			
Operating pressure > 3 bar (43.5 psi)	•	•	•		•	•			•	•	•
Vacuum-tight	•	•	•	•	•	•	•	•	•	•	•
Operating temperature > 100 °C (210 °F)	•		•		•	•			•	•	•
Operating temperature < -10 °C (-15 °F)	•	•	•	•	•		•			•	•
Integrated sight glass function					•	•	•	•	•		
Top-entry design										•	

\* Guidance in centre under ball

# Product features

- ① **Lining virgin pure PFA or PTFE**
  - Suitable for corrosive, hazardous, pure, hot and highly permeating media
  - Thick-walled, high permeation resistance
  - Vacuum-resistant anchoring
  - Lining optionally antistatic or highly permeation-resistant PFA-P
- ② **Shell made of ductile cast iron EN-JS 1049 (ASTM A395)** absorbs system and pipe forces
- ③ **Shut-off elements:** solid and hollow balls as well as solid and hollow plugs made of PTFE. For special cases made of stainless steel, Hastelloy etc.
  - Gas-tight sealing: series SR-B, SRV-B and SRZ-V optionally with soft-sealing fluorocautchouc seat sealing.
  - Series GR and RV generally gas-tight sealing.
- ④ **Horizontal, inclined or vertical installation**
- ⑤ **External corrosion protection**  
Epoxy coating, nuts and bolts of stainless steel.
- ⑥ **Identification** DIN EN 19, ASME (ANSI) B16.34
- ⑦ **PED Pressure Equipment Directive**  
The valves are suitable for liquids, vapours, gases of group 1.

## CV, CVV (ISO) and BC, BCV (ASME/ANSI) series

Installation: horizontal, inclined, vertical pipe

- CV, BC series: with solid ball
- CVV, BCV series: with hollow ball
- Tightness: DIN EN 12266-1, leakage rate D, test medium gas

These ball check valves have a hydraulically optimised design. The lining thickness of 4 to 5 mm offers very high permeation resistance.

The CV and BC series with a solid ball seal against a falling or back-flowing liquid.

The CVV and BCV versions with a hollow ball can also be used for low opening differential pressures. If the installation position is reversed, CVV and BCV can also work as **vacuum check and aeration valves**. When installed vertically, the ball then floats on the rising liquid and seals upwards into the seat.

When installed horizontally, a minimum differential pressure of 1 bar (14.5 psi) – with a hollow ball 0.5 bar (7.25 psi) – is necessary so that the ball is pressed into the seat.

## GR series

Installation: horizontal pipe

- Only with solid plug
- Tightness: gas-tight to DIN EN 12266-1, leakage rate A, test medium gas

GR check valves are designed as plug valves and intended for horizontal installation. Seat and plug are exchangeable.

Thanks to the top-entry design, the valve can be opened from the top and serviced.

Lining thickness: 5-6 mm, DN 15+20 (1/2 + 3/4") 3.5-4 mm.

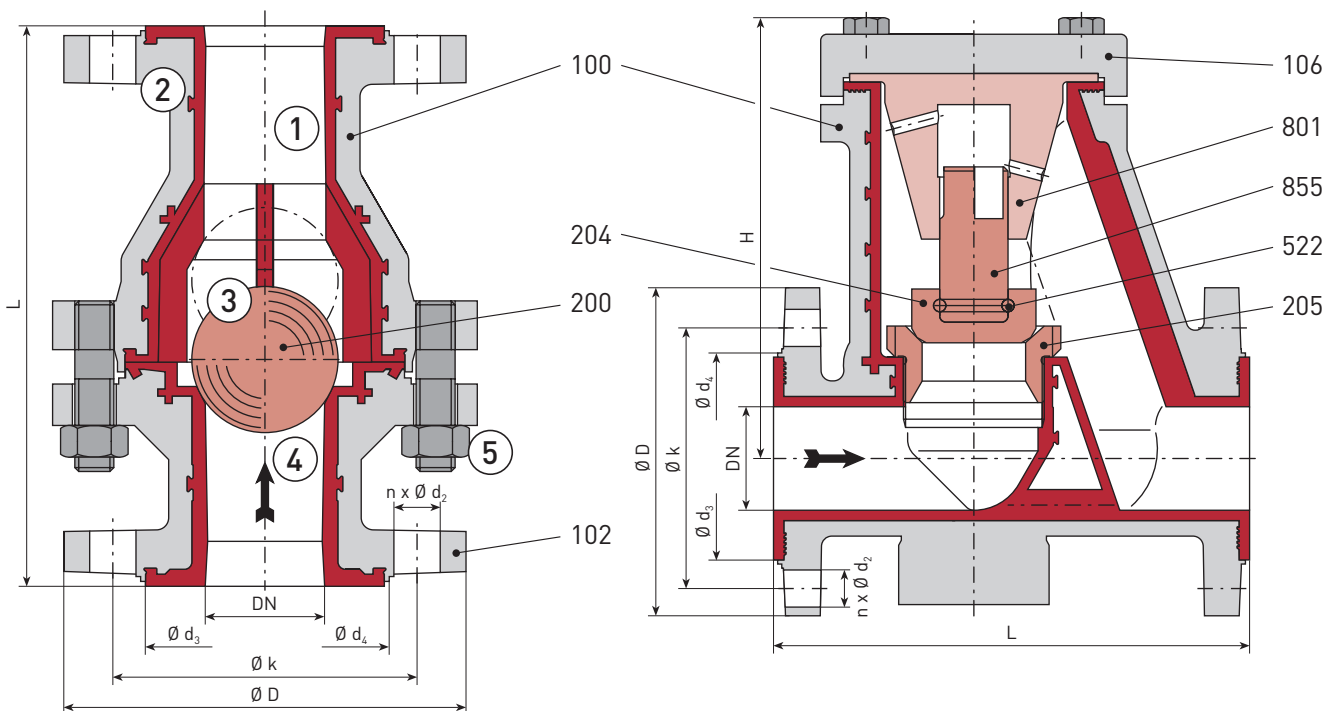


Fig.: CV, BC series, vertical installation, sealing against falling liquid.

Fig.: GR series, horizontal installation, sealing against back-flowing liquids, vapours, gases

## SR, SRV, SR-B, SRV-B and SRZ-V series with integrated sight glass

Installation: horizontal, inclined, vertical (SRZ-V, only vertical) pipe

- SR series with solid ball
- SRV series with hollow ball
- SR-B series with solid ball and soft-sealing seat
- SRV-B with hollow ball and soft-sealing seat
- SRZ-V series with hollow plug and soft-sealing seat

Tightness:

- SR and SRV: DIN EN 12266-1, leakage rate D, test medium gas
- SR-B, SRV-B, SRZ-V: gas-tight to DIN EN 12266-1, leakage rate A, test medium gas

These series make it possible to observe the function of the check valve through thick sight glasses made of borosilicate glass to DIN 7080.

The functions of a straight-through sight glass are fulfilled.

The **solid ball SR and SR-B** versions seal against a **falling or back-flowing liquid**.

The SRV and SRV-B versions with **hollow balls** can also be used for **low opening differential pressures**. With reversed installation position, SRV and SRV-B also function as **vacuum check and aeration valves**. The ball then floats on the rising liquid and seals upwards into the seat.

When installed horizontally, a minimum differential pressure of 1 bar (14.5 psi) – with a hollow ball 0.5 bar (7.25 psi) – is necessary to press the ball into the seat.

The **hollow plug version SRZ-V** functions in the same way as SRV and SRV-B but for a **much larger pressure/temperature range**, see diagram on page 5.

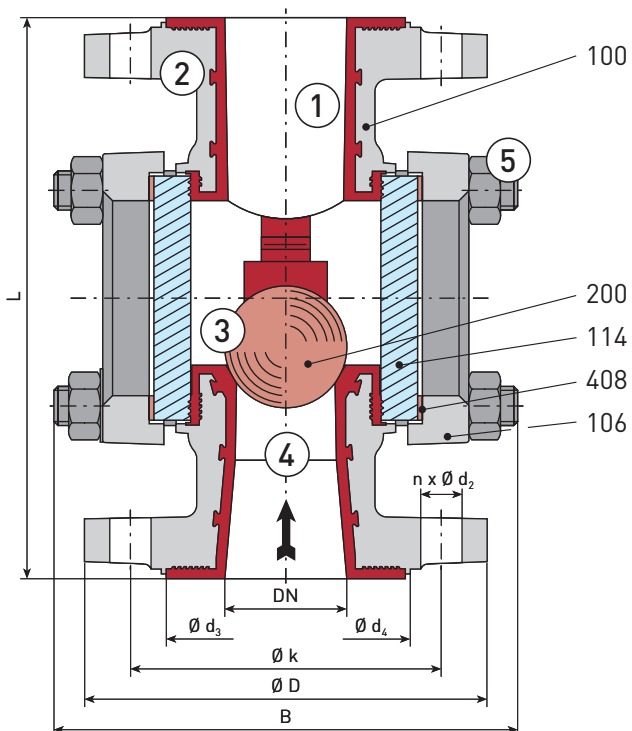


Fig.: SR series, vertical installation, sealing against falling liquid, without seat seal

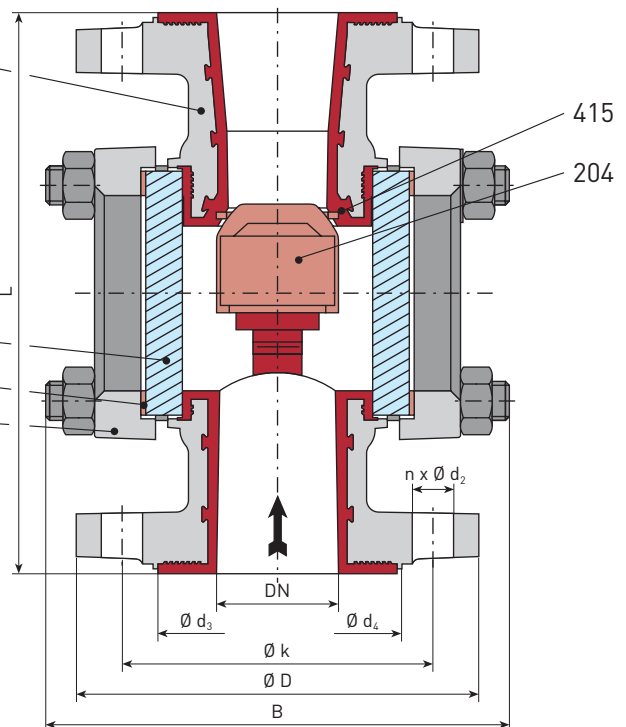


Fig.: SRZ-V series, vertical installation, sealing against rising liquids, with hollow plug and soft-sealing seat seal



## Other Richter check valves

### RV series

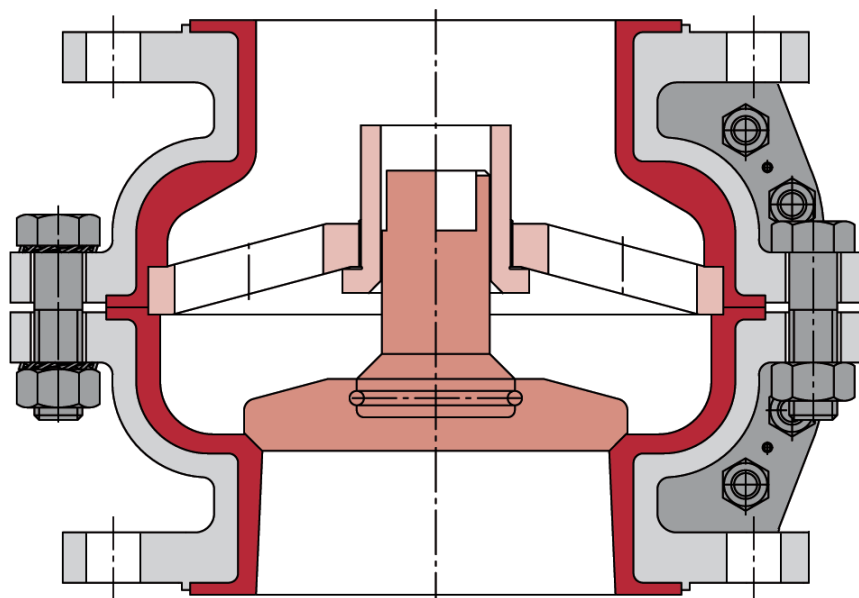
- Installation: vertical pipe
- DN 150 (6"), face-to-face 240 mm,  $k_v$ -value 400 m<sup>3</sup>/h (1760 USgpm) and DN 200 (8"), 280 mm, 500 m<sup>3</sup>/h (2200 USgpm)
- Gas-tight to DIN EN 12266-1, leakage rate A, test medium gas
- Body: ductile cast iron EN-JS 1049 (ASTM A395), lining PTFE
- Seat and plug exchangeable
- Flanges ISO 7005-2 PN16, on request drilled to ASME (ANSI) Cl. 150 (ISO 7005-2 PN20)

Details on pressure/temperature range, materials, dimensions, etc. on request

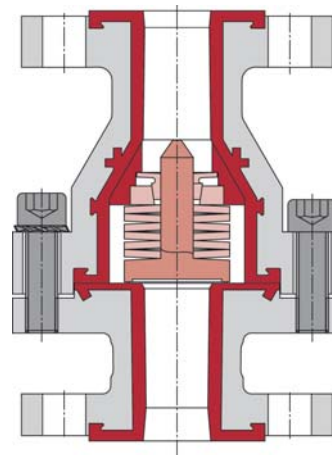
### PRS series

The PRS overflow valve can also be used at low differential pressures to prevent the back-flow of gases, vapours and liquids. The seat/plug combination pre-tensioned with cup springs seals reliably.

- DN 25 (1"), face-to-face 160 mm
- Gas-tight to DIN EN 12266-1, leakage rate A, test medium gas
- Body: ductile cast iron EN-JS 1049 (ASTM A395), lining PTFE
- Plug, guide etc. exchangeable
- Flanges ISO 7005-2 PN16, on request drilled to ASME (ANSI) Cl. 150 (ISO 7005-2 PN20)



RV series




PRS series

Richter = Trademark of Richter Chemie-Technik GmbH

MAXOS® = Trademark of Schott AG

Kalrez®, Viton® = Trademark of DuPont

Presented by:



**RICHTER**  
Process Pumps & Valves

Richter Chemie-Technik GmbH  
Otto-Schott-Str. 2  
D-47906 Kempen, Germany  
Tel. +49 (0) 21 52 / 146 - 0  
Fax +49 (0) 21 52 / 146 - 190  
richter-info@richter-ct.com  
www.richter-ct.com